DESIGN							
	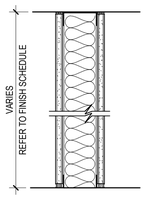	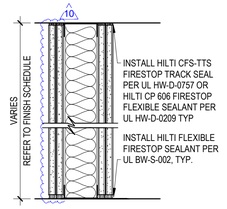	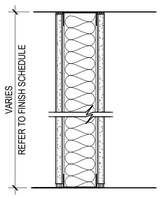	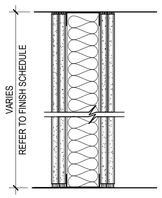	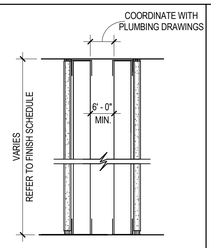	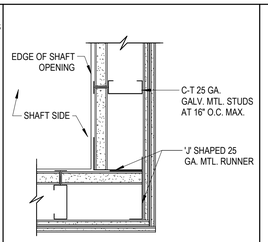
WALL TYPE	W27	8 W28	W29	W32	W33	W35
FIRE RATING	1 HR RATED	1 HR RATED		2 HR RATED		2 HR RATED SHAFT
UL DESIGN	UL 263 DESIGN U465	UL 263 DESIGN U419 STC 56-WEAL TL09-568/ TL09-569		UL 263 DESIGN U419		U438
MATERIAL *(READ FROM LEFT TO RIGHT)	5/8" TYPE "X" GWB ON BOTH SIDES OF 6" METAL STUDS, @ 16" O.C. W/ R-19 INSULATION	(UNIT SIDE) TWO LAYERS OF 5/8" TYPE "X" GWB 20 GA 6" MTL. STUDS @ 24" O.C. 6" UL LISTED FIBERGLASS INSULATION. TWO LAYERS OF 5/8" TYPE "X" GWB (UNIT SIDE)	5/8" GWB ON BOTH SIDES OF 6" METAL STUDS @ 16" O.C.	TWO (2) LAYERS OF 5/8" GWB (TYPE X) ON BOTH SIDES OF 6" MTL STUDS @ 16" O.C. & R-19 INSULATION	5/8" DENSHIELD ON 20GA-3 5/8" MTL STUDS @ 16" O.C. ON BOTH SIDES OF PIPE CHASE	6" DEEP "C-H" 25GA GALV. MTL STUDS @ 16" O.C. MAX. WITH 1" THICK WALLBOARD LINER WITHIN THE "H" PORTION OF THE STUD AND 2 LAYERS OF 5/8" GWB APPLIED TO FACE OF "C" PORTION OF THE STUD.
ALTERNATE FINISHES			10 W29A TWO LAYERS OF 5/8" GWB ON BOTH SIDES IN LIEU OF ONE LAYER. W30 5/8" GWB ON ONE SIDE OF 20 GA 3-5/8" METAL STUDS @24" O.C. IN LIEU OF 6" MTL STUDS W/ R-19 INSULATION BETWEEN STUDS. W30A 5/8" GWB ON ONE SIDE OF 6" METAL STUDS @24" O.C. W/ R-19 INSULATION BETWEEN STUDS. W31 3-5/8" MTL STUDS @24" O.C. IN LIEU OF 6" MTL STUDS	W32A (TRASH CHUTE SIDE) TWO (2) LAYERS OF 5/8" TYPE "X" GWB 1" RESILIENT CHANNEL 24" O.C. 4-1/8" MTL STUDS @ 16" O.C. W/ R-19 INSULATION ONE (1) LAYER OF 5/8" TYPE "X" GWB (UNIT SIDE)	W34 5/8" GWB ON BOTH SIDES OF 6" MTL STUDS @ 16" O.C. WITH ACOUSTICAL INSULATION ALL SIDES OF PIPE CHASE	
FINISHES	ALL WALLS ARE TO BE PREPARED TO RECEIVE FINISH - REFER TO FINISH SCHEDULE	ALL WALLS ARE TO BE PREPARED TO RECEIVE FINISH - REFER TO FINISH SCHEDULE	ALL WALLS ARE TO BE PREPARED TO RECEIVE FINISH - REFER TO FINISH SCHEDULE	ALL WALLS ARE TO BE PREPARED TO RECEIVE FINISH - REFER TO FINISH SCHEDULE	ALL WALLS ARE TO BE PREPARED TO RECEIVE FINISH - REFER TO FINISH SCHEDULE	ALL WALLS ARE TO BE PREPARED TO RECEIVE FINISH - REFER TO FINISH SCHEDULE
NOTES	• CONTRACTOR SHALL ADD DENSHIELD AT ALL WET AREAS. (DENSHIELD TYPE X AT FIRE RATED ASSEMBLY). • 20 GA. MIN. METAL STUDS AT 16" O.C. SHALL BE PROVIDE AT ALL CABINET AND WALL HUNG FIXTURE & STRUCT. WALLS AS PER FBC. • PROVIDE FIRE RATED SEALANT AS NEEDED PER UL DESIGN. • CONTRACTOR SHALL STRICTLY ADHERE TO UL DESIGN STANDARDS AND LABEL WALL ACCORDING TO FIRE RATING AS PER FBC. • NO SOUND BLANKET AT UNIT ENTRY DOOR STC 53 MIN. REQUIRED.	• CONTRACTOR SHALL ADD DENSHIELD AT ALL WET AREAS. (DENSHIELD TYPE X AT FIRE RATED ASSEMBLY). • 20 GA. MIN. METAL STUDS AT 16" O.C. SHALL BE PROVIDE AT ALL CABINET AND WALL HUNG FIXTURE & STRUCT. WALLS AS PER FBC. • PROVIDE FIRE RATED SEALANT AS NEEDED PER UL DESIGN. • CONTRACTOR SHALL STRICTLY ADHERE TO UL DESIGN STANDARDS AND LABEL WALL ACCORDING TO FIRE RATING AS PER FBC. • NO SOUND BLANKET AT UNIT ENTRY DOOR	• CONTRACTOR SHALL ADD DENSHIELD AT ALL WET AREAS (DENSHIELD TYPE X AT FIRE RATED ASSEMBLY). • 20 GA. MIN. METAL STUDS AT 16" O.C. SHALL BE PROVIDE AT ALL CABINET AND WALL HUNG FIXTURE AREA. CROSS BRACING SHALL BE AS REQUIRED. • PROVIDE CROSS BRACING AT GRAB BAR LOCATIONS.	• CONTRACTOR SHALL ADD DENSHIELD AT ALL WET AREAS IN LIEU OF GWB AND 25 GA. MIN. METAL STUDS AT 16" O.C. • 20 GA. MIN. METAL STUDS AT 16" O.C. SHALL BE PROVIDE AT ALL CABINET AND WALL HUNG FIXTURE AREA. CROSS BRACING SHALL BE AS REQUIRED. • PROVIDE CROSS BRACING AT GRAB BAR LOCATIONS. • PROVIDE FIRE RATED SEALANT AS NEEDED PER UL DESIGN. • CONTRACTOR SHALL STRICTLY ADHERE TO UL DESIGN STANDARDS AND LABEL WALL ACCORDING TO FIRE RATING AS PER FBC. STC 50 MIN. REQUIRED.	• CONTRACTOR SHALL PROVIDE DENSHIELD AT ALL WET AREAS IN LIEU OF GWB AND 20 GA. MIN. METAL STUDS AT 16" O.C. • 20 GA. MIN. METAL STUDS AT 16" O.C. SHALL BE PROVIDE AT ALL CABINET AND WALL HUNG FIXTURE AREA. CROSS BRACING SHALL BE AS REQUIRED. • PROVIDE CROSS BRACING AT GRAB BAR LOCATIONS. • PROVIDE FIRE RATED SEALANT AS NEEDED PER UL DESIGN. • CONTRACTOR SHALL STRICTLY ADHERE TO UL DESIGN STANDARDS AND LABEL WALL ACCORDING TO FIRE RATING AS PER FBC. STC 50 MIN. REQUIRED.	- REFER TO UL DESIGN GUIDE LINE & STRICTLY ADHERE TO REQUIREMENTS

INSULATION NOTE: WALLS WITH PENETRATIONS REQUIRE THAT INSULATION BE CAREFULLY CUT TO FIT AROUND OUTLETS, JUNCTION BOXES AND OTHER IRREGULARITIES.

GENERAL WALL NOTES

1. CONTRACTOR SHALL COORDINATE ALL WALL TRADES PRIOR TO LAYING OUT WALLS.
2. COORDINATE ALL PLUMBING LINES AND WALL THICKNESS PRIOR TO COMMENCING.
3. WALLS SHALL BE LEVEL AND PLUMB.
4. FIRE RATED/SMOKE PARTITIONS SHALL BE NOTED AS PER FBC 2017. THESE WALLS SHALL CONFORM TO SECTIONS 708, 709 AND 710 OF THE FBC 2017
5. ALL PENETRATIONS SHALL BE FIRE RATED TO MATCH WALLS AND SHALL COMPLY W/SECTION 714 OF THE FBC 2017
6. UL RATED ASSEMBLIES SHALL BE NOTED . APPROVED EQUAL SHALL MATCH FIRE/SMOKE RATING INDICATED ON DRAWINGS.
7. CONTRACTOR SHALL COORDINATE STUCCO FINISHES FOR EXTERIOR OF BUILDING PRIOR TO COMMENCING ANY WORK.
8. FIRE WALLS, FIRE BARRIERS, FIRE PARTITIONS OR ANY OTHER WALL REQUIRED TO HAVE PROTECTIVE OPENINGS SHALL BE PERMANENTLY IDENTIFIED AS PER FBC 2017 703.7 SUCH IDENTIFICATION SHALL BE ABOVE ANY DECORATIVE CEILING AND CONCEALED SPACES AND SHALL BE MARKED AS FOLLOWS :"FIRE AND SMOKE BARRIER PROTECT ALL OPENINGS".
9. WHERE SKIM COAT IS SPECIFIED IS AN OPTIONAL FINISH.
10. FIRE PARTITIONS SHALL EXTEND FROM THE TOP OF THE FOUNDATION OR FLOOR/ CEILING ASSEMBLY BELOW TO THE UNDERSIDE OF THE FLOOR OR ROOF SHEATHING, SLAB OR DECK ABOVE, OR TO THE FIRE-RESISTANCE-RATED FLOOR/ CEILING ASSEMBLY ABOVE, AND SHALL BE SECURELY ATTACHED THERETO. "FBC 707.5. REFER TO DETAIL ON A-11.00
11. BACKING: WHERE BACKING IS NEEDED IN WALLS WITH RESILIENT CHANNEL, ALL OF THE BACKING SHOULD BE SUPPORTED FROM THE RESILIENT CHANNEL. THIS IS USUALLY ACCOMPLISHED WITH SHEET STEEL THAT IS SCREWED INTO MULTIPLE RESILIENT CHANNEL ROWS.

STANDARD CODE REQUIREMENTS

1. PROVIDE WATERPROOF GWB AT ALL WET AREAS.
2. TUB AND SHOWER AREAS SHALL HAVE NON-ABSORBENT SURFACE UP TO 70" ABOVE THE DRAIN INLET.
3. TUBS AND SHOWERS SHALL HAVE WATERPROOF JOINTS BETWEEN TUB AND ADJACENT WALLS.
4. HORIZONTAL BRACING BETWEEN STUDS SHALL BE PROVIDED AS NEEDED.
5. MIN. 20 GA. METAL STUDS SHALL BE USED FOR PARTITIONS WHERE FIXTURES OR CABINETRY SHALL BE INSTALLED.
6. REFER TO LIFE SAFETY DRAWINGS FOR ADDITIONAL FIRE RATED WALLS AND PARTITIONS NOTES AND LOCATIONS. WHERE DISCREPANCIES ARE NOTED, NOTIFY ARCHITECT PRIOR TO COMMENCING ANY WORK.
7. ALL INSULATION MATERIAL SHALL HAVE A FLAME SPREAD INDEX OF 25 MAX. & SMOKE - DEVELOPED INDEX OF 450 MAX.

NOTE:

- FOR DRYWALL INSTALLATION REFER TO REQUIREMENTS FROM FBC; ASTM C 840, STANDARD SPECIFICATION FOR APPLICATION AND FINISHING OF GYPSUM BOARD; ASTM C 1396, STANDARD SPECIFICATION FOR GYPSUM BOARD, AND ANY OTHER FBC REFERENCED APPLICABLE CODE OR REGULATION.
- FOR STUCCO REFER TO FBC, ASTM C926 AND ASTM 1063 FOR INSTALLATION INSTRUCTIONS

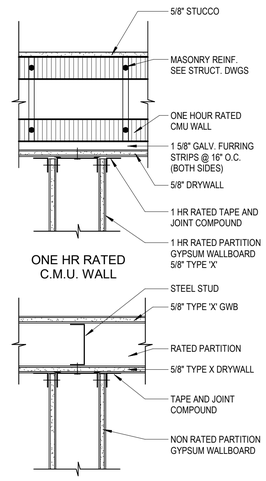

PARTITION INTERSECTION

N.T.S.

GENERAL NOTES

1. WALLS TYPES ARE FOR REFERENCE ONLY CONTRACTOR SHALL CONSTRUCT WALLS ACCORDING TO ASSEMBLY REQUIREMENTS LISTED IN THE REFERENCED TESTING LABORATORY MANUALS AND SHALL PROVIDE ALL ITEMS FOR A COMPLETE INSTALLATIONS. ROUGH WALL SURFACE SHALL BE READY FOR APPROPRIATE FINISH AS PER FINISH SCHEDULE.
2. FULL HEIGHT MEANS TO UNDERSIDE OF JOISTS AND/OR FLOOR/ROOF/ STRUCTURE.
3. ACOUSTICAL SEALANT SHALL BE A MINIMUM OF 1/4" THICK AND SHALL BE PROVIDED BETWEEN DIFFERENT OCCUPANCIES.
4. FRAME AND BRACE AS REQUIRED AROUND ALL PIPING AND DUCTWORK TO MAINTAIN WALL/PARTITION STRUCTURAL AND FIRE RATING STANDARDS.
5. 1" MIN. COMPRESSIBLE FILLER AT THE TOP OF FIRE RATED CONCRETE BLOCK WALLS SHALL BE FIRE-SAFING INSULATION WITH A FIRE-STOP SEALANT ON BOTH SIDES.
6. UNLESS OTHERWISE INDICATED, SPACING OF ALL METAL STUD PARTITIONS SHALL BE 16" O.C.
7. PROVIDE 20 GA. METAL STUD PARTITIONS AT WALLS WITH WALL HUNG FIXTURE OR CABINETRY. PROVIDE CROSS BRACING/BLOCKING AND LATERAL TIES FOR SUPPORTING LAV. COUNTERS, W.C. HANGERS AND H.C. SUPPORT, ETC. SEE DETAIL 8 ON SHEET A-6.09
8. TYPICAL PARTITION REQUIREMENTS- 25 GA. MIN.
   A. 4" STUD PARTITION WITH FINISH UP TO STRUCTURE:
      1. UNDER 15 FT. HEIGHT: 25 GAUGE
      2. OVER 15 FT. HEIGHT : 22 GAUGE
   B. PARTITION WITH FINISH 6" ABOVE THE CEILING ONLY (EXTEND EACH STUD TO STRUCTURE)
      1. 4" STUDS LESS THAN 15' HEIGHT: 25 GAUGE
      2. 4" STUDS MORE THAN 15' HEIGHT: 22 GAUGE WITH 20 GA. - 4" BRACE @ 45 DEGREES, AT 6" ABOVE CEILING, AT 32" O/C.
9. FOR BLOCK WALL APPLICATIONS THAT HAVE AN ADJACENT AIR CONDITIONED SPACE UP TO BOTTOM OF STRUCTURE PROVIDE INSULATION (R VALUE=4.1) ON ALL EXTERIOR (TYPICAL) AS PER ENERGY CALCS.
10. PROVIDE DENSHIELD AT ALL WET AREAS.
11. PROVIDE PT. 2X_ FIRESTOP AT PARTITIONS AND EXTERIOR WALLS AT 8'-0" A.F.F MAX. AND AT CEILING INTERCEPTION, STAIRS AND CONCEALED SPACES AS REQUIRED.
12. ALL WALLS & FLOOR ASSEMBLY BETWEEN DWELLING UNITS, COMMON AREAS & CORRIDORS SHALL HAVE AN STC 50 & IIC OF 50 MIN OR HIGHER.
13. SOLID CONCRETE WITH CARBONATE AGGREGATE MIN. THICKNESS OF 4.6 FOR 2 HR RATING.
14. CONNECT ALL METAL STUDS WITH TOP & BOTTOM TRACKS CONNECTED TO THE CONC. SLABS WITH 0.153" P.A.F.
15. WALL THAT EXCEED 6 FEET (1829 MM) IN HEIGHT, INCLUDING THEIR FINISH MATERIALS, SHALL HAVE ADEQUATE STRENGTH TO RESIST THE LOADS TO WHICH THEY ARE SUBJECTED BUT NOT LESS THAN A HORIZONTAL LOAD OF 5 PSF (0.240 KN/M2).

WALL TYPE SCHEDULE (CONT.)

CORWILARCHITECTS
4210 LAGUNA ST. CORAL GABLES FL. 33146
LIC.NO. AA-C002151 T.305.448.7383

PROJECT:

Casa Familia
Exceptional Housing for Exceptional People

7

10951 SW 84th ST,
MIAMI-DADE, FLORIDA 33173

OWNER:

ATLANTIC PACIFIC COMMUNITIES

161 NW 6th ST, Ste. 1020
Miami, Florida 33136

PHASE:

PERMIT SET

REVISIONS		
Rev #	Revision Description	Date
7	Pre-con RFIs/Coord.	05/03/24
10	Coordin./Bulletin #6	09/20/24

ATLANTIC PACIFIC COMMUNITY BUILDERS

Bulletin #6

Date Received:
November 19th, 2024

SEAL:

THIS DRAWINGS IS THE PROPERTY OF CORWIL ARCHITECTS INC. UNLESS OTHERWISE PROVIDED FOR BY CONTRACT, THE CONTENTS OF THIS DRAWINGS ARE CONFIDENTIAL AND SHALL NOT BE TRANSMITTED TO ANY OTHER PARTY EXCEPT AS AGREED TO BY THE ARCHITECT/ENGINEERS.

DATE: **5-18-2020**
JOB No.: **2019-20**
DRAWN BY **MA,CM,JM,JW,FG**
APPR BY: **AMC**
PRINTED: **11/25/2024**

A-8.01a